



# REEF TOUR 2007

The **Wasatch Marine Aquarium Society** is pleased to present the 13th Annual Coral Reef Aquarium Tour! This parade of homes style tour will provide a unique opportunity to visit the coral reefs of the world without leaving Utah and without even getting wet! Tour at your leisure and visit many locations where you will see beautiful Saltwater Reef Aquariums ranging from 5 to over 500 gallons.



**Official Event Guide**  
version 1.6 (10-4-07)



## REEF TOUR 2007

### INTRODUCTION

#### Where:

Go to any of the houses on the list.

#### When:

**Saturday, October 6<sup>th</sup>** from 9:00 am to 4:00 pm

#### Cost:

There is no cost. **That's right, it's FREE!** Just go to any of the houses you can.

#### Why:

Summer vacations are at an end, but that won't stop you from finding the ocean in your neighborhood

### Welcome to the Wasatch Marine Aquarium Society's 2007 Coral Reef Aquarium Tour

Included in this Official Event Guide are descriptions of over 40 locations where you will find some of the most beautiful fish and corals in the world. Each location features a different aquarium varying in cost, size and complexity. The aquarium owners will be available to answer any questions you may have. Locations have been arranged geographically and detailed instructions from I-15 are included for your convenience.

The Wasatch Marine Aquarium Society (WMAS) is a non-profit organization dedicated to the support of the hobby of marine aquarium keeping. We believe in conservation of coral reefs by promoting captive breeding and propagation of marine creatures and developing natural marine environments for our specimens. We promote responsibility and education of marine hobbyists. We have a monthly meeting featuring guest speakers, events, raffles, and fun. We also feature a periodic newsletter called the Sea Star with informative articles about the marine aquarium hobby.

In addition to our monthly meetings – which are always open to the public – the Wasatch Marine Aquarium Society hosts an exciting web site. At [www.utahreefs.com](http://www.utahreefs.com) you will find articles on the marine hobby, monthly featured aquariums and an informative message board where aquarists of all levels can ask questions and share their expertise. Please plan to visit us soon, in person or on the web!

Thank- you for your interest in our Coral Reef Aquarium Tour. I hope you find the world of the coral reef as fascinating as we do.

Shane Heil  
President  
Wasatch Marine Aquarium Society



# REEF TOUR 2007

## INTRODUCTION

<b>Salt Lake County</b> .....	<b>4</b>
<b>Weber &amp; Davis County</b> .....	<b>34</b>
<b>Utah County</b> .....	<b>43</b>
<b>Tooele County</b> .....	<b>51</b>
<b>Southern Utah</b> .....	<b>52</b>
<b>Vocabulary</b> .....	<b>59</b>

### Acknowledgements

A special thanks to each of the participants of the 2007 Reef Tour. Your dedication to the marine aquarium hobby and your support of the Wasatch Marine Aquarium Society is very much appreciated.

Thanks also to the many local aquarium stores that support the club and provide a valuable service to our members through their businesses.

Thanks to the media outlets that have helped us get the word out. We appreciate your interest and enthusiasm.

Many thanks to J & K Custom Graphics for their generous donation of time in creating the signage for the tour. Thanks to the 2007 Reef Tour Committee for your hard work and tenacity in creating such a wonderful event.

Adam Blundell  
Shane Heil  
Amie Newbold  
Jake Pehrson

And finally, thanks to each of you who visit our 2007 Reef Tour. Enjoy.




# REEF TOUR 2007

## SALT LAKE COUNTY

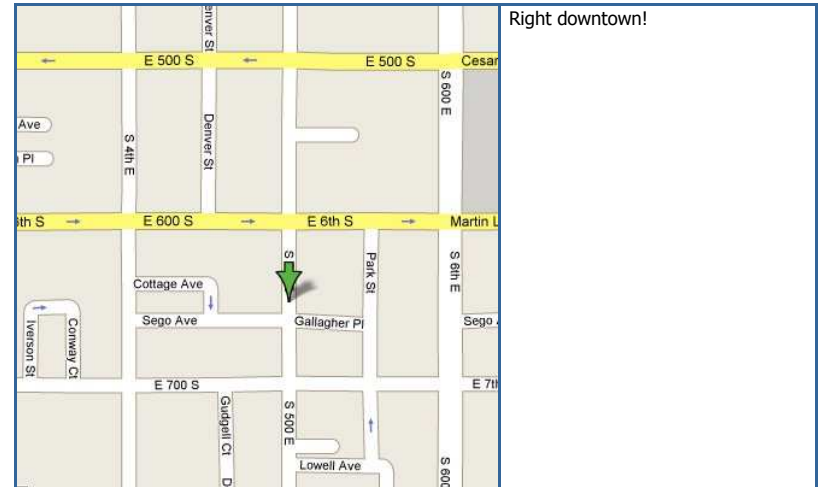
**Charlie Hastings**  
640 South 500 East  
Salt Lake City, UT 84102

### Description

210 gallon mixed reef aquarium. Lots of sps corals and a beautiful stand and canopy (Charlie makes wood furniture for a living). While you are here be sure to ask him about this breeding clownfish and look for their eggs.



### Directions





# REEF TOUR 2007

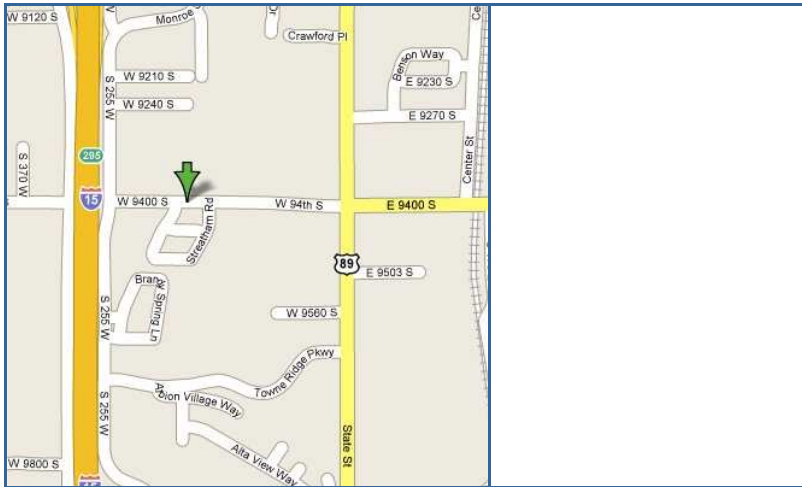
SALT LAKE COUNTY

**Jerry Ohrn**  
165 West 9400 South  
Sandy, UT 84070

### Description

I have a mixed reef in a 125 main tank with two 55 gal sump/ref. This was a rush job to get moved into the new house, and setup in the last couple of weeks. I run two 250 watt M/H's and two VHO's. There is a wet room with all the needed equipment, and even an RO/DI unit with a 55 gal holding tank.

### Directions



# REEF TOUR 2007

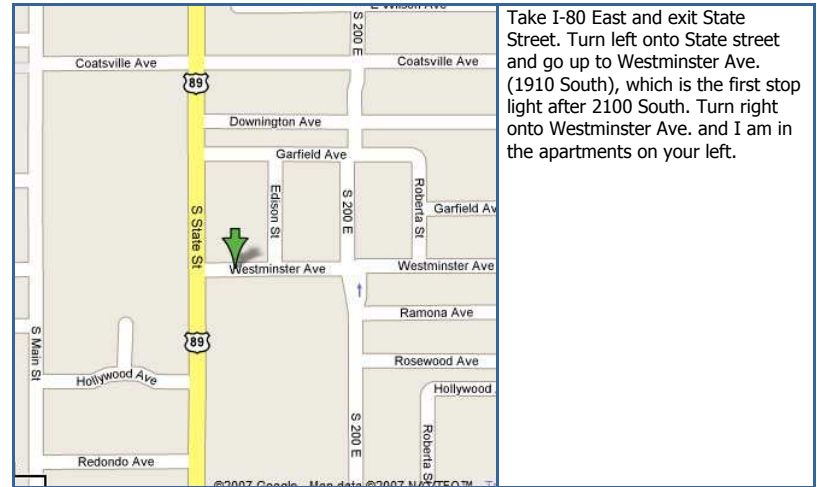
SALT LAKE COUNTY

**Joshua Wayment**  
125 East Westminster Ave  
(801) 599-5556


### Description

Aquarium is 35 gal and has been up and running for 4 months, with 50 lbs of live rock and a protein skimmer for the main filtration. Tank is a mix of LPS, Zoa's and mushrooms. Lighting is provided by 2-175 watt metal halides and 2 55 w PC actinics.

### Directions



Take I-80 East and exit State Street. Turn left onto State street and go up to Westminster Ave. (1910 South), which is the first stop light after 2100 South. Turn right onto Westminster Ave. and I am in the apartments on your left.



# REEF TOUR 2007

SALT LAKE COUNTY

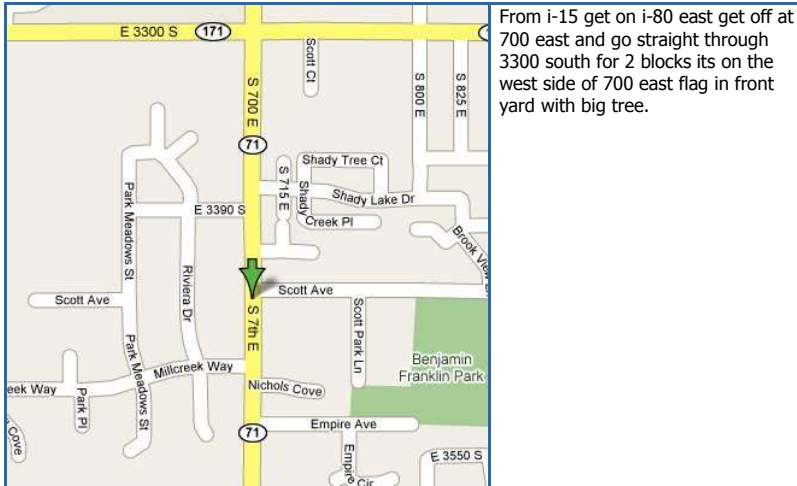
## Lasse Larsen

3464 South 700 East  
Salt Lake City, UT

### Description

30 gallon main 10 gallon home made sump has mushrooms xenia, kenya tree, Mushrooms, and brown buttons. 1 false perc, 2 yellow tail damsells, 1 bicolor blenny, and 1 yellow watchman goby, cleaning crew consists of blueleg hermits astrea snails and horseshoe crab in main, copepodes and queen conch in sump

### Directions



From i-15 get on i-80 east get off at 700 east and go straight through 3300 south for 2 blocks its on the west side of 700 east flag in front yard with big tree.



# REEF TOUR 2007

SALT LAKE COUNTY

## Jim Brimley

East Bendamere Circle (2870 South)  
Salt Lake City, Utah 84109  
(801) 484.8044

### Description

#### Tank

210 gallon All Glass Aquarium

#### Filtration

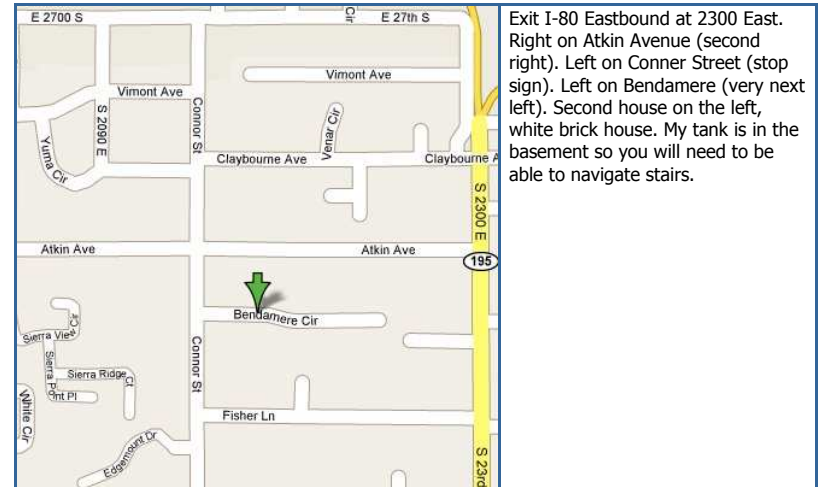
400 pounds live rock  
3 inch live sand bed  
Filter socks  
ASM G-3 Skimmer. 24/7  
Red Sea Aquazone Deluxe 200 mg/hr ozonizer  
2 Little Fishies Phosban Reactors; 1 with Phosban and 1 with Activated Carbon. 24/7  
Sequence Reeflo Barracuda Pump 4500 gph  
100 gallon sump/refugium/return

#### Lighting

4 96 watt True Actinic 03 Blue square-pin cf lamps. Hours: 1300-0100  
3 250 watt 10,000k HQI de bulbs w/ARO ballasts. Hours: 1400-0000  
5 moon glow LEDs. Hours: 0100-1300  
5 moon glow leds

Lots of fish and corals.

### Directions



Exit I-80 Eastbound at 2300 East. Right on Atkin Avenue (second right). Left on Conner Street (stop sign). Left on Bendamere (very next left). Second house on the left, white brick house. My tank is in the basement so you will need to be able to navigate stairs.



# REEF TOUR 2007

SALT LAKE COUNTY

### Jeff Maudlin

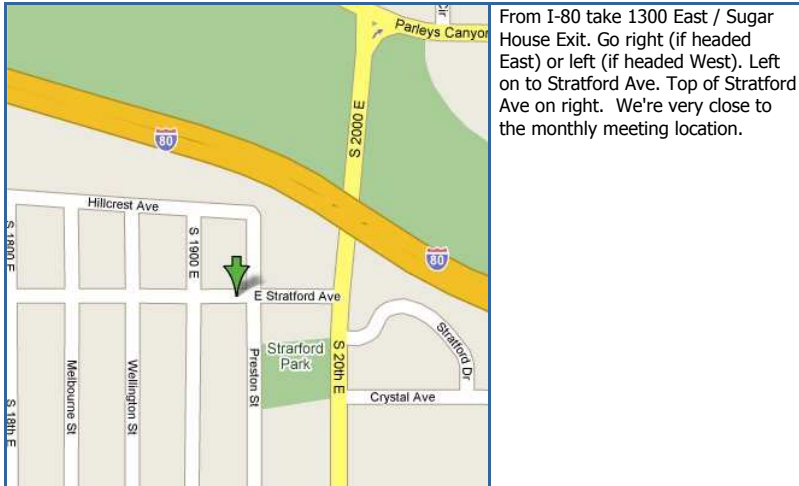
1920 East Stratford Ave (2585 So)  
Salt Lake City, UT 84106  
(801) 485-8712

### Description

75g Reef. 6 months old and established from a 2 yr old 30g. Amazing cabinet was custom made by WMAS member and donated as the grand prize at the last WMAS Xmas meeting. Has many corals, anenomes, clam, and fish. Metal Halide/T5 lighting. A very simple set-up and a good tank to look at if just breaking in to or considering the hobby.



### Directions



From I-80 take 1300 East / Sugar House Exit. Go right (if headed East) or left (if headed West). Left on to Stratford Ave. Top of Stratford Ave on right. We're very close to the monthly meeting location.



# REEF TOUR 2007

SALT LAKE COUNTY

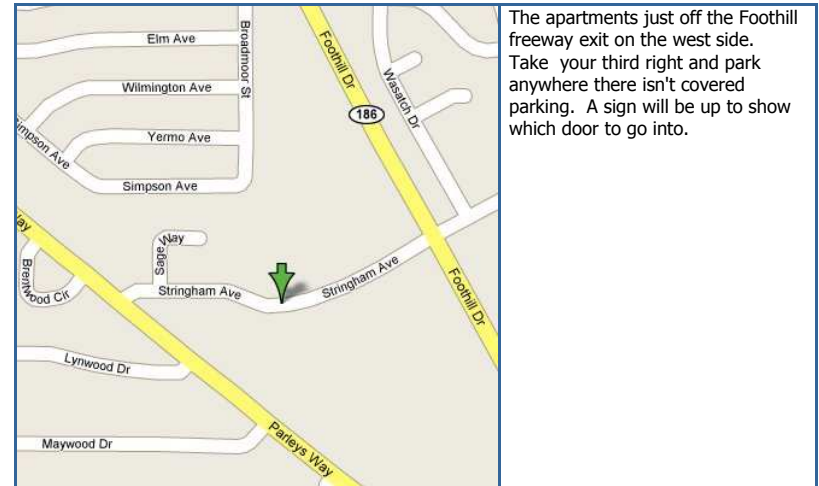
### Cody Pearce

2625 Stringham Ave  
Foothill Place Apartments  
Apt 306B  
(801) 450-6914

### Description

90 gallon mixed reef, angels, tangs, and has many of the latest gadgets. The tank is lit with Metal Halides, filtered with a large skimmer injected with ozone, and is controlled by an Aquacontroller II.

### Directions



The apartments just off the Foothill freeway exit on the west side. Take your third right and park anywhere there isn't covered parking. A sign will be up to show which door to go into.



# REEF TOUR 2007

SALT LAKE COUNTY

## Steve Mitchell

7627 S 270 W (Lincoln St.)  
Midvale, UT 84047  
(801) 347-7628

### Description

120 gallon reef full of sps,lps,softies, tangs and clowns

### Directions

	7200 s to state, go south on state st to 7720 s and go west past tracks and the smoke shop, 2nd street on the right is 270 w I am the last house on the east side. You'll find 2 vista blue mustangs in the driveway.06 and 07 models
--	---



# REEF TOUR 2007

SALT LAKE COUNTY

## Todd Larson

7023 S. 400 W.  
Midvale, UT 84047

### Description

850 GALLON, yes you read that correct, 850 gallon aquarium. This house features a petting pool with stingrays and sharks. Fish feeding times will occur throughout the day. Be sure to bring your kids and get a chance to get up close to some amazing animals.

### Directions

	Take 7200 South to 700 East. Turn left on the third driveway.
--	---



# REEF TOUR 2007

SALT LAKE COUNTY

### Jerry Seskin

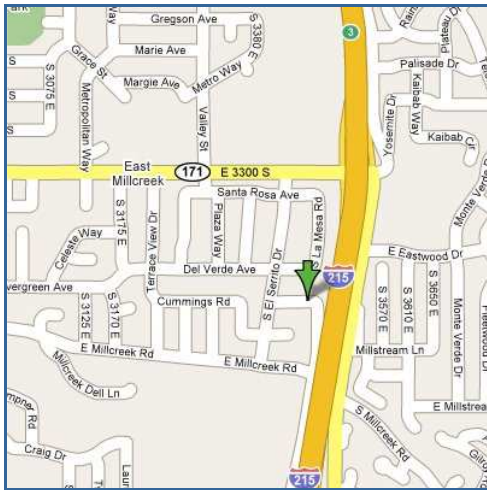
3463 East Cummings Road (3450 South)  
Salt Lake City, UT 84109  
(801) 485-3302

### Description

24 Gallon nano cube. Awesome little tank that has been doing great. A perfect tank to see if you are looking to start your own nano reef tank. Current residents include clown fish, cardinal fish, royal grammas, yellow clown goby.



### Directions



From 3300 South:  
-turn south onto El Serrito (3425 East)  
-go south about 1/4 mile to Cummings Road (first street on the left after first stop sign) -turn left onto Cummings Road (are next to last house on left side)



# REEF TOUR 2007

SALT LAKE COUNTY

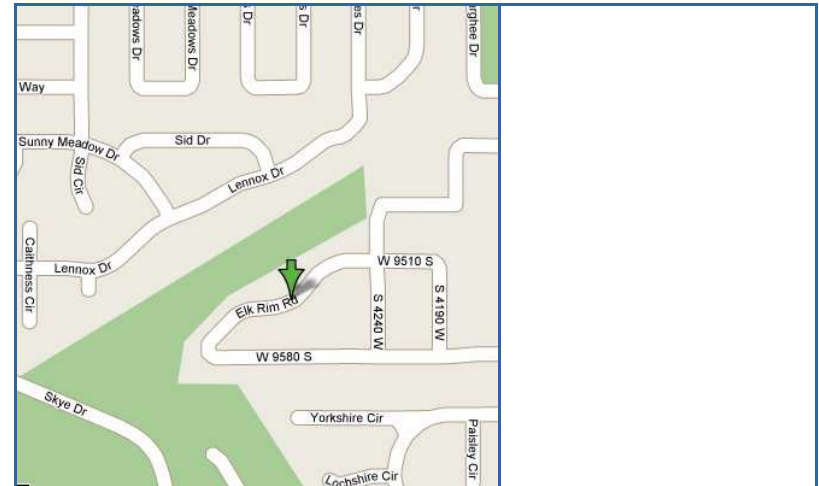
### Bill Sullivan

4272 Elk Rim Rd (9510 S)  
South Jordan, UT 84095  
(801) 916-5000

### Description

Great looking tank, its a 210 reef built in the wall

### Directions





# REEF TOUR 2007

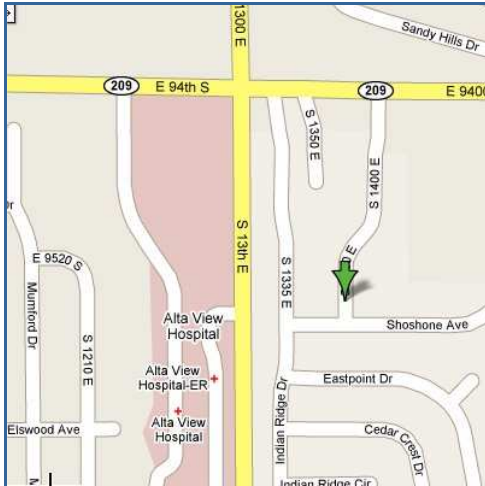
SALT LAKE COUNTY

**Robert Rawlings**  
9556 South 1380 East  
Sandy, Utah  
(801) 558-5889

### Description

We have a 65 with (2) 250 w HQI's and 2 39 w t5 HO's. G2 skimmer also two 24 gallon nanos with softies and some LPS and one 12 Nano gallon.

### Directions



East on 90th from the Freeway (turns into 94th at about 8th east go to 1400 East turn south and we are the last house on the right

Please pull around the corner to the south side of the house and come to the back door downstairs (walkout basement). We will also have signs to direct you to the door.



# REEF TOUR 2007

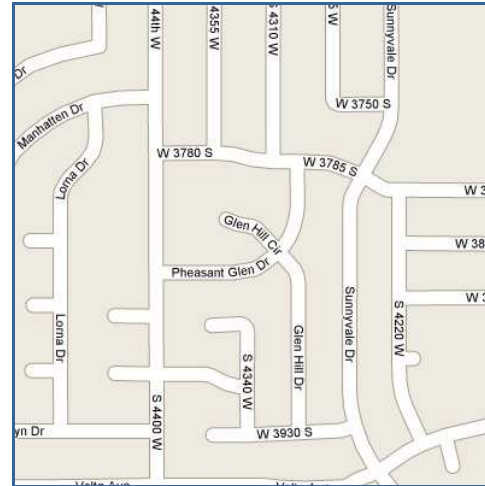
SALT LAKE COUNTY

**Jeff & Debbie Morrill**  
7137 W. 3870 S.  
West Valley, UT 84128  
(801) 250-2756

### Description

We have a 90 gal with corals that include: several colors and varieties of mushrooms, fungia, toadstool leather, ricordia, brain corals, candy cane, zoas, gsp, frog spawn and much more.. Fish include Damsels and Green Chromis. We also have a 29 gal. Corals include: several colors of zoas, candy cane, ewalds hyper green, bright green "buttons", frog spawn and beautiful sun polyps. There are five fish in this tank: a Clarki hosting in an anemone, yellow goby, blue damsel, yellow tang and a gorgeous royal gramma.

### Directions



Travel on highway 201 west bound past Rocky Mountain Raceway. Go to the 7200 West Turn off. Turn left (heading South). Continue southbound on 7200 W. to 3870 S. Turn left (east) we are the 6th house on the right.





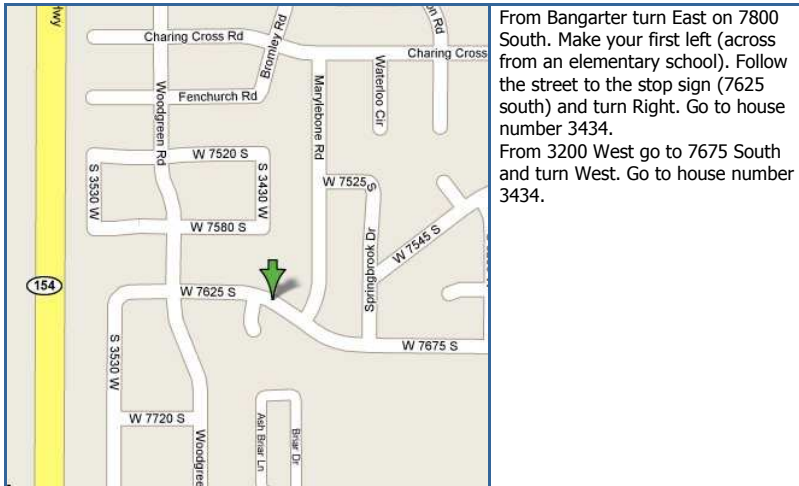
# REEF TOUR 2007

SALT LAKE COUNTY

**Jeff Rasmussen**  
3434 West 7625 South  
West Jordan, UT 84048  
(801) 633-1334

**Description**  
150 gallon mixed reef tank. Features a couple huge soft corals.

### Directions



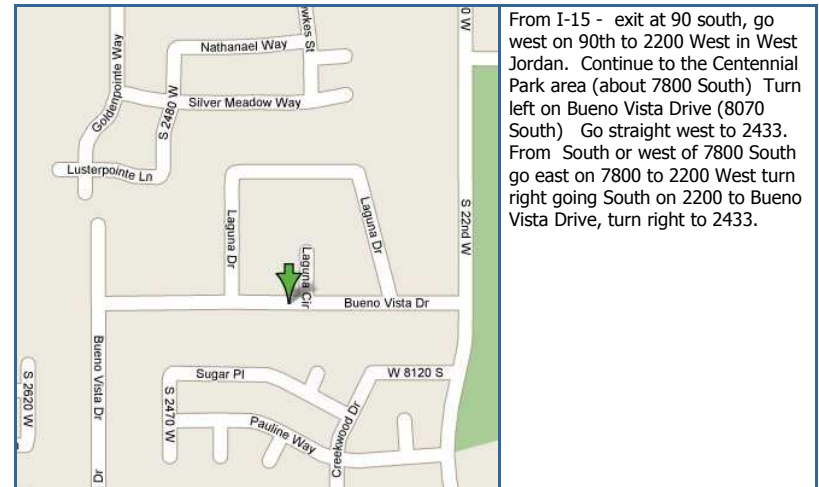
# REEF TOUR 2007

SALT LAKE COUNTY

**Linda Spencer**  
2433 Bueno Vista Drive (8070 South)  
West Jordan, Utah 84088  
(801) 566-7680

**Description**  
My new 90 gallon tank is only about 3 months old. I recently downsized from a 150 gallon which I had running for about 4 years. My tank is full of lovely softy corals and wonderful fish. It has done great and the move just made it all better. I have two tangs, two clowns, two bangaii cardinal fish, a marine beta and several other assorted fish. My coral highlights are a nice sized orange bubble tip anemone, Kenya tree, leathers, zoanthids, large patches of yellow polyps and various mushrooms.

### Directions





# REEF TOUR 2007

SALT LAKE COUNTY

### Mike Dennison

5324 W. Vista Peak Dr.  
West Jordan, UT 84088  
(801) 280-6703

### Description

New Startup as of June 2007. 150 Gallon Glass Not drilled, using hang-on overflow box  
Sump w/Refugium, Skimmer Trying to setup as Reef.  
150 lbs Live Rock, 150 lbs. Live Sand

### Directions

	<p>From Bangarter turn East on 7800 South. Make your first left (across from an elementary school). Follow the street to the stop sign (7625 south) and turn Right. Go to house number 3434.</p> <p>From 3200 West go to 7675 South and turn West. Go to house number 3434.</p>
--	---



# REEF TOUR 2007

SALT LAKE COUNTY

### James Felipe

6894 West 3830 South  
West Valley City, UT 84128  
(801) 641-3323

### Description

75 gallon aga with overflow 30 gallon sump with refugium and coralife needlewheel skimmer .  
(contents) yellow tang, clown tang, unicorn tang ,sailfin tang, a few clows, a fire fish, bicolor goby, (coral) some zoos, pom pom xenia, two differnt typs of green star polyps, several types of zoos, and lots of sps (blue tort, idaho grape, purple milli, pink milli ,and many many sps colony's

### Directions

Empty rectangular box for directions.



# REEF TOUR 2007

SALT LAKE COUNTY

### Taylor Waldron

5916 South Stoneflower Way  
(801) 557-5514

### Description

My little reef is just a 20 gall, with softies, a clown, a cardinal, and a blennie. It has been set up for two years. I use 65 watt compact florescent lighting with a hang on back filter. Proof that a small tank will work, just needs some TLC!

I also have a 90 gall that being set up and going through its cycling.

### Directions

	From Bangerter HWY and 6200 south head west on 6200 south. go Past 4800 west. and past Harmons. Turn right onto Impressions drive. Follow Impressions drive to the first stop sign and turn left. This road heads straight toward my drive way.
--	---



# REEF TOUR 2007

SALT LAKE COUNTY

### Mike Sanchez

8902 W. 3500 S.  
Magna, UT 84044  
(801) 558-6460

### Description

90gl custom Lemar 30gl sump, 2x175 w MH, 1100 gph return, Reeflow dart CL. Berlin XL skimmer

### Directions

	Take 201 west to 8400 exit head south to 3500 S. turn right (west) till you get to 8902 W
--	---



# REEF TOUR 2007

SALT LAKE COUNTY

### Mike Savage

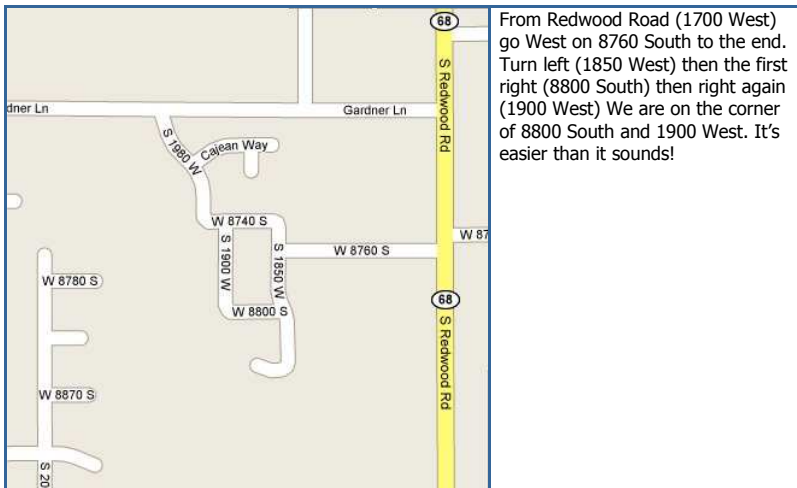
8791 South 1900 West  
West Jordan, Utah 84088  
(801) 455-3560

### Description

34 Gallon Red Sea Max all-in-one reef tank with colorful fish and corals at the perfect height for children's viewing. Bring your kids and come see our piece of the ocean!



### Directions



From Redwood Road (1700 West) go West on 8760 South to the end. Turn left (1850 West) then the first right (8800 South) then right again (1900 West) We are on the corner of 8800 South and 1900 West. It's easier than it sounds!



# REEF TOUR 2007

SALT LAKE COUNTY

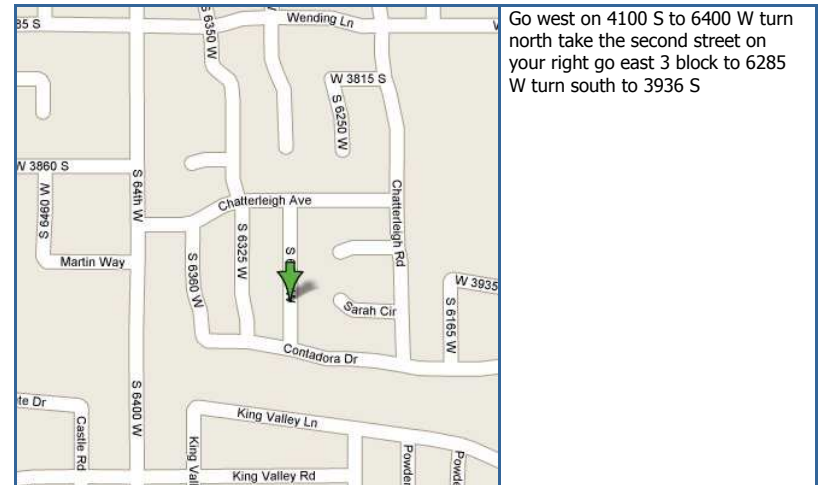
### Steve Warren

3936 S. 6285 W.  
West Valley, UT 84128

### Description

29 Gallon Reef tank with softies and some fish

### Directions



Go west on 4100 S to 6400 W turn north take the second street on your right go east 3 block to 6285 W turn south to 3936 S



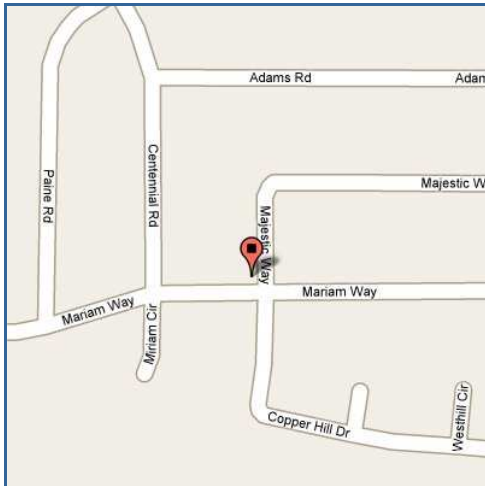
# REEF TOUR 2007

SALT LAKE COUNTY

**Brandon Bauman**  
3814 S. Majestic Way  
Magna, UT 84044  
(801) 987-2214

### Description

### Directions



From 2100 S. go to 7200 W. and head South. Pass 3500 S and turn right on Majestic Way (approx. 3800 S.). Go to #3814.

From 4100 S. go to 7200 W and head North. Turn left on Majestic Way (approx. 3800 S.). Go to the end of the road and turn left to #3814.



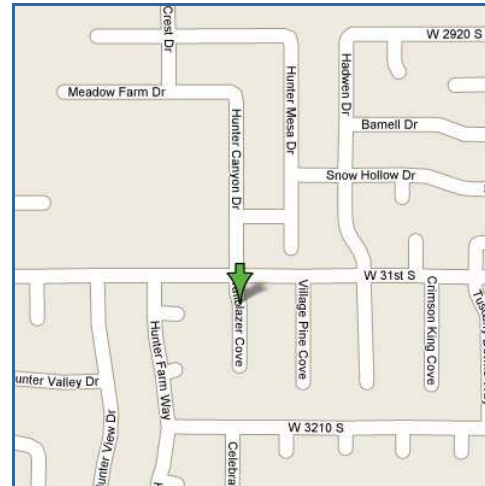
# REEF TOUR 2007

SALT LAKE COUNTY


**Jeremy Mangum**  
3144 South Trailblazer Cove (6675 West)  
West Valley City, Utah 84128  
(801) 250-5127

**Description**  
65 Gallon Mostly Soft Corals with Dreams of a 180 in the Basement in the Future.

### Directions



Trailblazer Cove is South off of 31st South between 6400 West and 7200 West



# REEF TOUR 2007

SALT LAKE COUNTY

### Adam Sainsbury

3485 South Leeds Cove (6885 West)  
West Valley, UT 84128  
(801) 859-5969

### Description

75 Gallon with about 80lbs of Live Rock, Fluval FX5 filter, 2 x 150 MH 2x65w Actinics + Moonlights.

### Directions

	<p>On 3500 South head towards 6800 West, on the north side of 3500 you will see the hunter villiage condos. You will want to make the turn onto 6800 West and head north, you will make your first left which will bring you into the condo park. When you enter you will be facing the Clubhouse, make another left and follow the road around the curve. Leeds cove will be the 2nd inlet on the left hand side. **Condo Rules** No Paking On The Street, all guests must park in the guest parking across from Leeds Cove.</p>
--	---



# REEF TOUR 2007

SALT LAKE COUNTY

### Steven Reeves

3556 South 8150 West  
Magna, UT 84044  
(801) 918-2557

### Description

Oceanic 140 Gallon 48"W 28"H 24"D  
2x 250 Watt MH HQI 20K  
Magdrive 2400 return



SPS dominate tank  
70 gallon basement sump/refug plumbed through the wall  
ASM G2 Skimmer  
Mixed SPS,LPS and softies. (trying to get rid of softies though).

### Directions

	<p>I-201 heading west to 8000 West turn south on 8000 west to 3500 South turn west on 3500 south to 8150 west (Tesoro gas station sits on the corner of 3500 south and 8150 west). Head south to 3556 south (first yellow house on the west side of the road) look for a black dodge truck and R.V. in the driveway)</p>
--	--



# REEF TOUR 2007

SALT LAKE COUNTY

## Brad Syphus

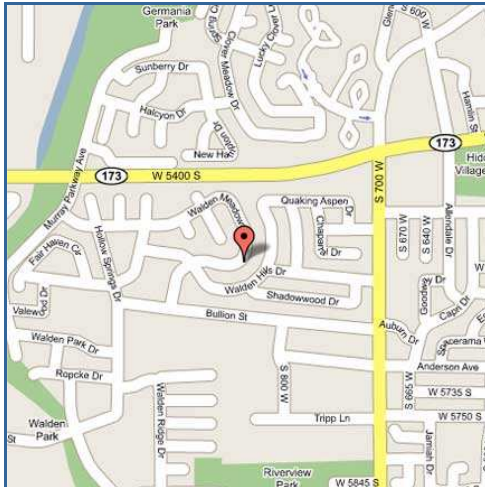
5545 Walden Meadows Drive  
(5545 South & 850 West)  
Murray, UT  
(801) 262-3023

### Description

Two reef tanks, Lots of coral and even more exotic fish. Not just the run of the mill fish, some you won't see anywhere else. 65g reef, 225g reef.



### Directions



Exit I15 @ 5300 so, go west to light @ 1070 West. Turn south and then east and follow around to my address on the east side of the road. You can't miss me because I have a big red & white boat on the side of my house.



# REEF TOUR 2007

SALT LAKE COUNTY

## Bill Talbot

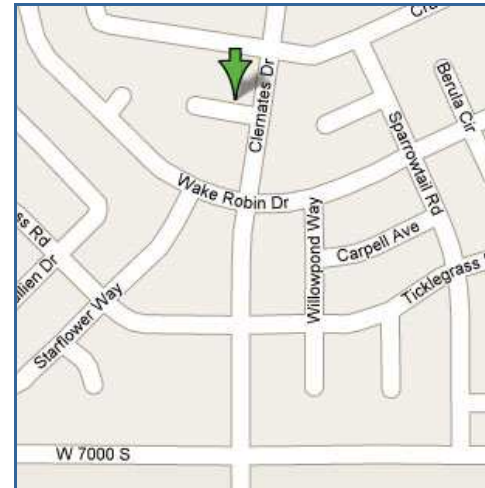
5338 W. Arbutus Circle (6805 S.)  
West Jordan, UT 84048  
(801) 755-2958

### Description

Please stop by and see my two tanks! One is a 125 gallon aggressive tank featuring a 2' long Snowflake Eel. Also, we have been trying our luck breeding Clownfishes so we may have some babies for you to see!



### Directions



Go west (right) on 6200 S to Cougar Lane (4800W). Go south (left) on Cougar Lane to 6600 S. Go west (right) on 6600 S. to Clernates. Go south (left) on Clernates to Arbutus Cir. Go west (right) on Arbutus Cir. 2nd house on the right (north).



# REEF TOUR 2007

SALT LAKE COUNTY

**Will Spencer**  
6634 S. 5135 W.  
West Jordan, UT  
(801) 957-0792

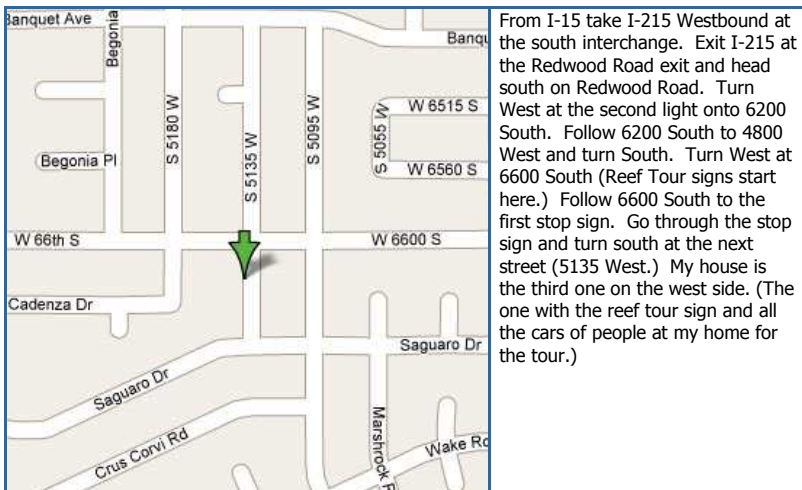


### Description

My 180 gallon reef gives a fantastic view of many, many soft corals and Large Polyped Stony corals Surrounded by 100's of Mushroom Anemones. There is even 1 Small Polyped Stony Coral. See if you can find it amongst the others. This tank has been in place for 3 years now and has been set up for over 10 years total. I'm also very proud of my fish population which consists of nearly 30 different fish. See the Tang Family; Powder Blue, Blue, Yellow, Purple and Tomini, and their friend the Copperband Butterfly along with many others.

While you're here check out my 3 freshwater tanks as well. There is a total of 445 gallons of aquaria to explore in my fish room. Hope to see you there.

### Directions



From I-15 take I-215 Westbound at the south interchange. Exit I-215 at the Redwood Road exit and head south on Redwood Road. Turn West at the second light onto 6200 South. Follow 6200 South to 4800 West and turn South. Turn West at 6600 South (Reef Tour signs start here.) Follow 6600 South to the first stop sign. Go through the stop sign and turn south at the next street (5135 West.) My house is the third one on the west side. (The one with the reef tour sign and all the cars of people at my home for the tour.)



# REEF TOUR 2007

SALT LAKE COUNTY

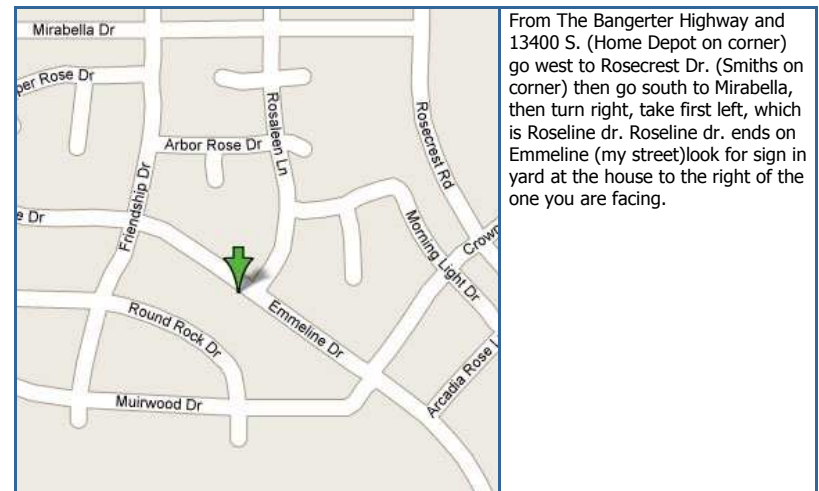
**Steve Lopez**  
5729 Emmeline Drive (about 14300 S.)  
Herriman, UT 84065  
(801) 550-5157

### Description

7 year old Low light reef aquarium with deep sand bed, soft and lps corals.



### Directions



From The Bangerter Highway and 13400 S. (Home Depot on corner) go west to Rosecrest Dr. (Smiths on corner) then go south to Mirabella, then turn right, take first left, which is Roseline dr. Roseline dr. ends on Emmeline (my street) look for sign in yard at the house to the right of the one you are facing.





# REEF TOUR 2007

SALT LAKE COUNTY

### Aaron Krahenbuhl

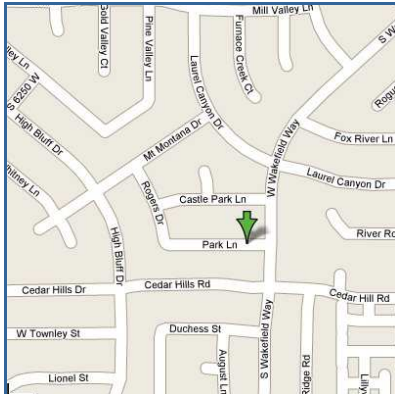
6047 W. Park Lane (6580 S)  
West Valley, UT 84118  
(801) 598-4060

#### Description

I have a rather unique setup. I went with all T5 lighting and run a skimmerless aquarium with a lot of fish and hard to keep SPS. If that means nothing to you that is ok. I have a lot of very colorful fish along with a wide variety of corals. I have over 50 varieties of coral and 9 different fish. It is a 120 gallon setup that I have showing in my living room (with blessing from my wife, which was hard to get).



#### Directions



Go up 62nd S past the Walmart on 5600 W. Turn left after the walmart into the first neighborhood. Follow this road (Wakefield Way). You will see a four way stop. Go straight. The second street after the 4 way stop on the right is Park Lane. I am the corner house on the south side of the street. Right across from the church.



# REEF TOUR 2007

WEBER/DAVIS COUNTY

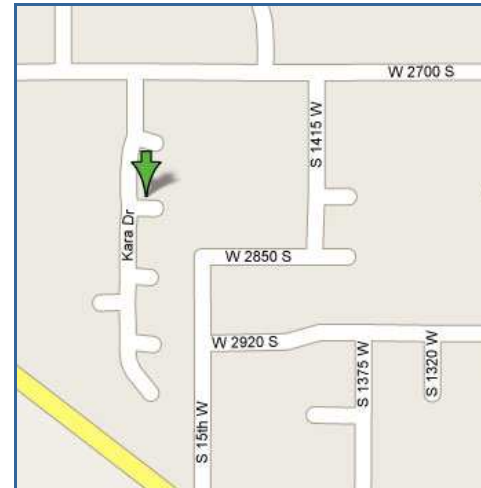
### Corey Price

1532 West 2810 South  
Syracuse, UT 84075

#### Description

120 gallon Reef tank, 40 gallon reef tank, over two years running. Lots of colorful SPS, fish, etc. Basement sump room and rare fish, including an assessor and a helfrich's firefish.

#### Directions



Take the Layton Hills Mall exit from I-15, and go west. Turn right (north) on Main Street and then Left at the first light (Gordon). Go west through two stop lights and one four-way stop. Just before RC Willeys, turn left at the DHI Homes model home. Our home is in the second cul-de-sac.



# REEF TOUR 2007

WEBER/DAVIS COUNTY

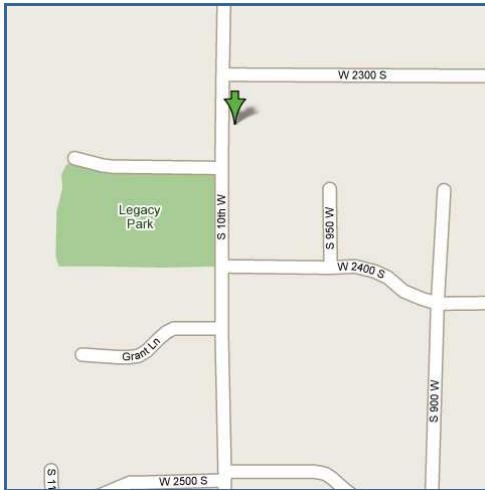
### Kevin Allen

2327 S. 1000 W.  
Syracuse, UT 84075  
(801) 779-0176  
cell (801) 540-2942

### Description

My tank is a 144 gallon semi-circle. In the basement a Neptune system runs the lights, heater, fans, skimmer, and calcium reactor. There is also a gravity fed mixing system for water changes.

### Directions



Take Syracuse exit and travel west to the Smith's store (about 3.5 miles). Turn left on 1000 West and proceed about .6 miles to the house.



# REEF TOUR 2007

WEBER/DAVIS COUNTY

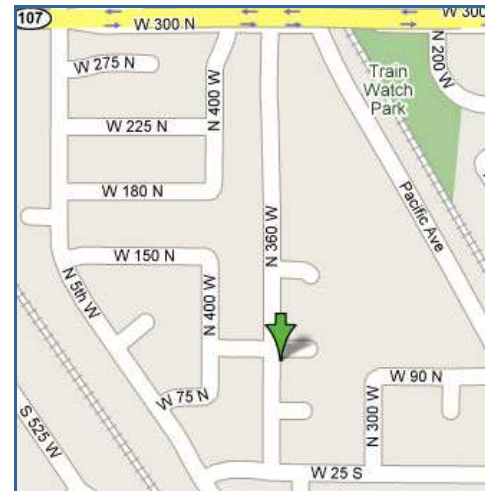
### Dale McCrary

354 W 100 N  
Clearfield, UT 84015  
(801) 663-0077

### Description

120 Gallon saltwater aquarium with a 40 gallon sump. SPS dominated. 140lbs live rock, Metal Halide/T5 Lighting. Auto top-off for the sump.

### Directions



Take the clearfield/sunset exit off of I-15. Go to main street and head south. At 300 North head west. As soon as you go over the overpass take an immediate left. Head south until you come to 150 North and go east (go left). Follow that road around until you come to 100 North then go east again (left). After the stop sign go straight into the cultisac. 354 is the first house on the right in the cultisac.



# REEF TOUR 2007

WEBER/DAVIS COUNTY

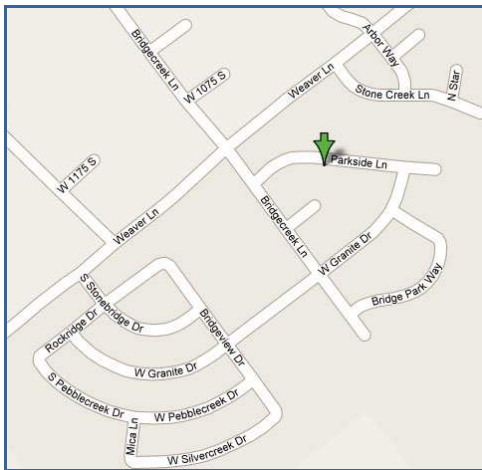
**Jamison Hensley**  
1379 Parkside Lane  
Layton, UT 84041  
(801) 544-8656

### Description

We have a 3 year old 120 Gallon reef aquarium filled with a wide variety of colorful corals (leathers, softies, SPS, LPS) anemones, clams, crabs, snails, starfish, plants and many beautiful fish. Don't miss it!



### Directions



Take the only Kaysville Exit off I-15 and head West on 200 North. There is a slight detour due to construction, just follow the signs. Take 200 North all the way to the stop sign and turn right on Angel St. Head North for about a mile and turn left on Weaver Ln. Take your third left onto Bridgecreek Ln. and an immediate left onto Parkside Ln. We are the 4th house on the right.



# REEF TOUR 2007

WEBER/DAVIS COUNTY

**Dion & Alice Richins**  
1169 North 1100 West  
Farmington, UT  
(801) 451-5119

### Description

125g reef with 55g sump. 6 yo beauty. Loaded in coral and fish.

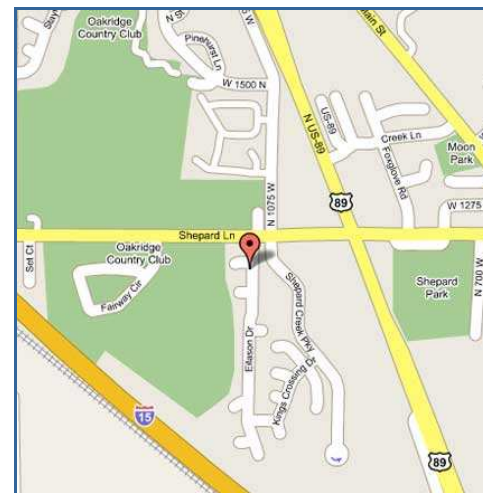
330g stingray system. 180g Ray tank (main floor), 75g Seahorse tank (built into wall in basement), 75g sump/fuge/ time out tank in basement.

180 has suspended reef with a female Blue Spotted Ribbon Tail Stingray.  
Several species of rabbit fish and tangs. Dedicated reef in corner with various sun polyps.



Both systems monitored and controlled by AquaController pro3 and computer.

### Directions



Shepard lane exit. West under freeway. Left on first street after the stop sign.



# REEF TOUR 2007

WEBER/DAVIS COUNTY

## Linn & Tami Griffith

309 E. 1825 N.  
Centerville, UT  
(801) 230-3438

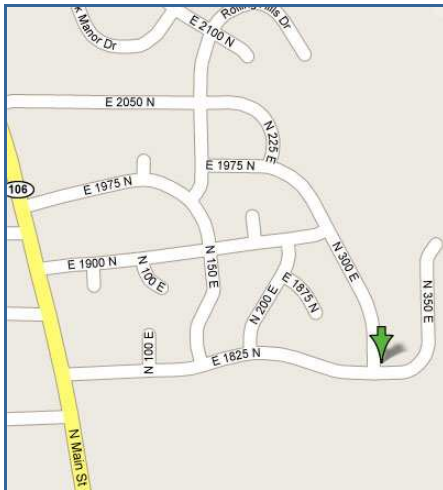
### Description

We have 5 saltwater tanks in our home. They include a six-gallon specialty nano, two 24-gallon reef nanos, a 47-gallon cube (fish only) tank and a 54-gallon corner reef tank.

Come over and see one of the largest carpet anemones in the state. I'm happy to answer questions and share my experiences. This is a fun hobby and I'm proof that anyone can do it. Bring the family, its fun, free and there's something interesting for everyone to see.



### Directions



Easy Directions – Take the Centerville Exit and go East up to Main Street and turn left (just past Albertsons) Go North for about a mile – Turn right on 1825 N. Head up the hill to 309 E. Look for a corner, yellow house with a large rock in the front yard.



# REEF TOUR 2007

WEBER/DAVIS COUNTY

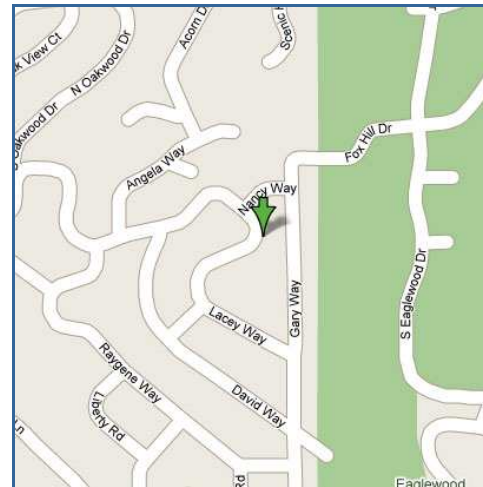
## Ross & Carolyn Bagshaw

729 Lacey Way  
North Salt Lake, UT

### Description

This 180-gallon all glass aquarium is a must see for anyone close to North Salt Lake. Ross and Carolyn have spent many hours composing this aquatic masterpiece, a truly magnificent feast for aquarium lovers everywhere. It is lit with four 6' VHO fluorescent lighting for a variety of large soft coral, including a HUGE Mushroom Leather Coral. This tank is naturally filtered, with 2 power heads in the corners to provide a slight, gentle wave in the water, and a sump below.

### Directions



**From the north:** take the "Center Street" North Salt Lake exit. Turn left and follow the road through a stop sign and 2 lights as it changes names on the way up the hill to 729 E.

**From the south:** Exit I-15 to Highway 89. At the light at Center Street, turn right and follow as above.



# REEF TOUR 2007

WEBER/DAVIS COUNTY

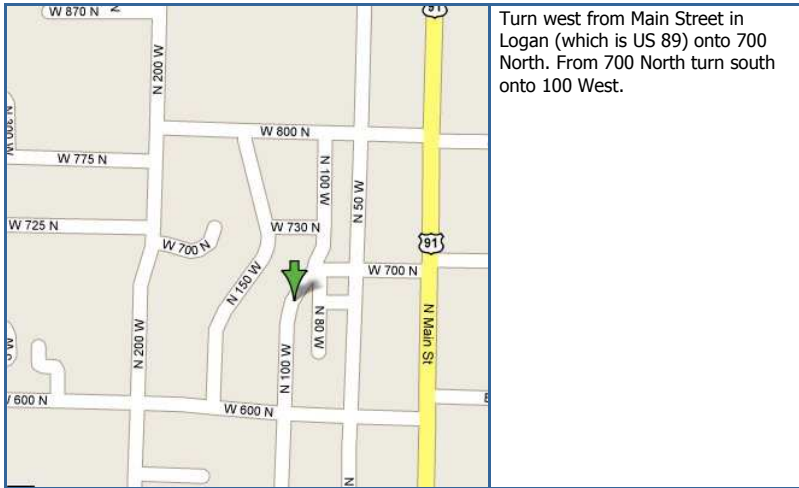
### Chris Rogers

674 North 100 West – BASEMENT  
Logan, UT 84321  
(435) 760-7976

### Description

29 gallon softie tank. Zoanths, mushrooms, kenya trees, xenia, polps, a frogspawn, and an green bubble tip anemone. No skimmer, PC lighting.

### Directions



# REEF TOUR 2007

WEBER/DAVIS COUNTY

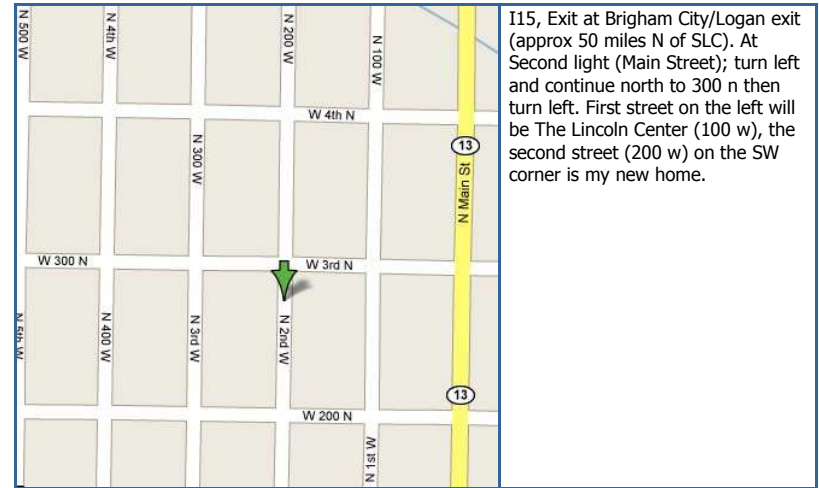
### Jason Grange


275 North 200 West  
Brigham City, UT

### Description

Aquarium is a 120 gallon MF(24" x 25.5" x 48"), 55 gl RDL fuge, 28 gl skimmer/equipment sump, dual 250 watt MH(no supplements), GX1 recirc mod skimmer, calcium reactor, ozone reactor, 3" oolitic sandbed and approx 80-100lbs LR in the display.

### Directions





# REEF TOUR 2007

UTAH COUNTY

### Brian & Stacey Beck

1542 S 2000 E  
Spanish Fork  
(801) 420-0505

#### Description

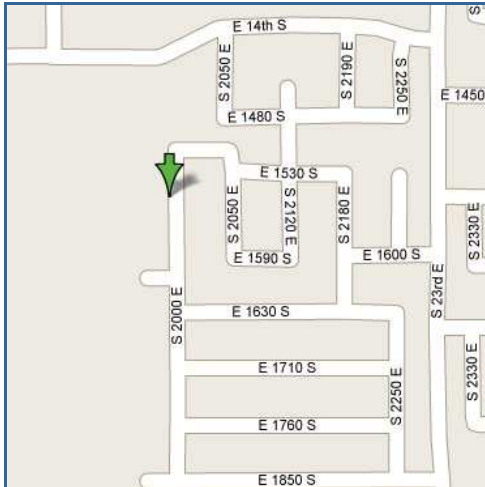
2 - 250 watt metal halide bulbs,  
1 - 65 watt actinic bulb total of 12 hrs/day  
circulation dart pump on closed loop, 5  
nozzles, one sea swirl, 3600 GPH filtration  
Mag 3 on 55 gallon sump ASM baby  
skimmer, ozone, calk water top off,  
calcium reactor



90 gallon reef tank including:

- Blue Tang
- Red Hawk Fish
- 6 Line Wrasse
- Saddle Back Clown
- Percula Clown
- Scooter Blenny
- Mandarin Goby
- Bi-Color Blenny
- Blue-Green Chromis

#### Directions



Take the Hwy 6 exit to Price from Southbound I-15. At the 4<sup>th</sup> traffic light, turn right (South). At the end of this road, turn right (West) onto Canyon Road. Continue West on Canyon Road to the first street on your left, turn onto it (2300 East). Take the first right (West again) after the school. You should be on 1400 South headed West. Continue on this road until you see the neighborhood park. If you look straight across the park (South) you will see 2000 East. Go around the back side of the park and you will see our house – fourth on the right (West) side of the street. Call 801 420-0505 for directions if needed. We'll have signs up to lead the way!



# REEF TOUR 2007

UTAH COUNTY

### John Hill

3082e 1480s  
Spanish Fork, UT 84660  
(801) 372 4965

#### Description

65g reef tank

#### Directions

Empty rectangular box for directions.



# REEF TOUR 2007

UTAH COUNTY

### Tom Rodemeyer

36 E 500 s apt A springville ut

#### Description

I have a 90 gal reef with 2 250 Watt hqi 1 huge green Nepthea one large purple tongue a pair of bangiis.

#### Directions

	If your coming from the north take i15 south to the second Springville exit take a left at the free way exit follow that road all the way to main street take a right and take your first left it will be on the right hand side in the middle with all the Halloween stuff in the front yard
--	---



# REEF TOUR 2007

UTAH COUNTY

### Faxon Moulder

66 E. State Road

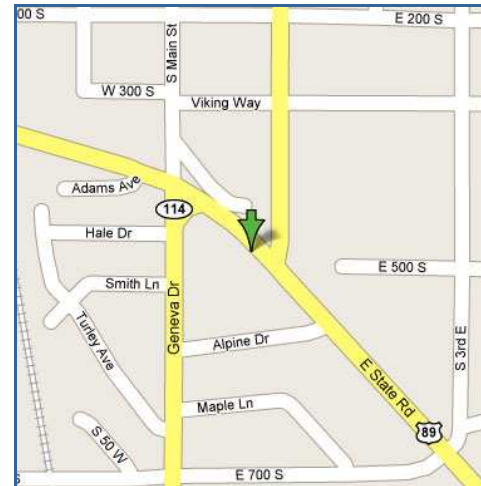
Pleasant Grove, UT 84062

(801) 318-3632


#### Description

90 gallon acrylic tank with a homemade custom stand. This is a new tank that was just completed in July. It has a glued down sand bed, with a deep sand bed in the refugium inside the stand. With the main return pump and circulation pumps there is over 3500gph of water flow in the main display. There are two 250W metal halide light fixtures inside the integrated canopy. We also have a large protein skimmer and a UV sterilizer.

#### Directions



From I-15 exit at exit 275 (the new Pleasant Grove Exit) and head east toward the mountains. Turn right (South) on State Street, after going under the rail road bridge (where the road narrows to one lane each direction) go through the light at Main Street and get in the right hand lane and into the parking lot. We share the lot with Subway, and we are directly across State Street from The Purple Turtle. Inside Mount Mahogany Chiropractic and Myotherapy.



# REEF TOUR 2007

UTAH COUNTY

### Jared VanderMeyden

814 W Northlake Dr.  
Lehi, UT 84043  
(801) 766-0487

#### Description

We have a 120 gallon reef tank with a custom alder stand and canopy. The tank has been up for about a year. There are few fish but a lot of different kinds of large coral populations. Our protein skimmer is the only means of artificial filtration. We have a calcium reactor that runs nonstop. The whole system is controlled by an aquacontroller pro 3 with built-in webserver



#### Directions

Take the Lehi Rollermills exit from I-15. Travel about 2.5 miles west to the roundabout. At the Roundabout take your third exit so you will now be traveling south on 500 west. After .75 of a mile you will go straight through a fourway stop. Continue south until the road comes to a Tee at 1900 south. At 1900 south go right followed by another immediate right onto 575 west. Take a left on Northlake Drive (about 1800 south). The house is all the way to the west end of Northlake Dr. on the north side of the street



# REEF TOUR 2007

UTAH COUNTY

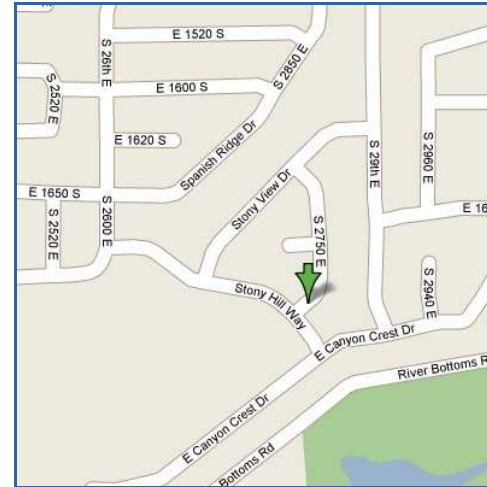
### Chris Carter

1783 South 2750 East  
Spanish Fork, UT 84660  
(801) 794-2435

#### Description

150 gallon 30" tall acrylic reef aquarium plus a 60 gallon 30" tall acrylic reef aquarium. Both share a 40 gallon sump with- AquaC EV-240 skimmer with MagDrive 1800 pump MagDrive 1800 return for 150 gallon, MagDrive 1200 return for 60 gallon. Turbo Twist 18W UV Sterilizer, AquaMedic Controller w/500W Heater, AquaController III, 3 MaxiJet 1200 Powerheads in 150 Gallon.

#### Directions



From I-15 take the Price/Manti exit 258. Head south-east on Highway 6 towards Spanish Fork Canyon about 3 miles. Turn right at the 4th stoplight onto 2550 East. Turn left on Canyon Road. Turn right on 2900 East. Turn right on Stony View Drive (1610 S). Turn left on 2750 East. It is the gray house 2nd on the end on the left.





# REEF TOUR 2007

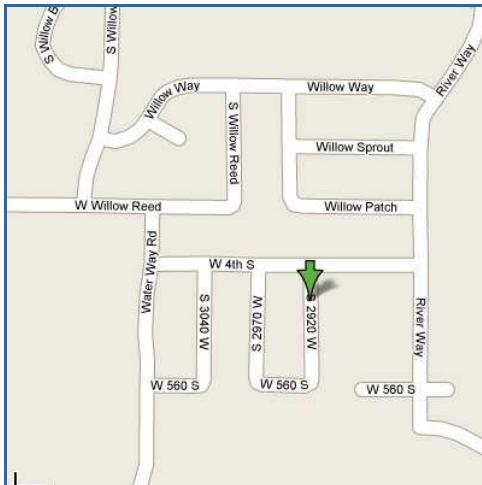
UTAH COUNTY

**Bob Carlson**  
460 South 2920 West  
Lehi, UT 84043  
(801) 766 - 4873

**Description**  
125g Mixed Reef



### Directions



I-15 to Exit 279 (Lehi Main St / SR-73). Head west on Main St / SR - 73 approx 5 miles. Left turn onto River Way (entrance to the Jordan Willows Development - there is a big sign). River Way to 400S; right onto 400S. Left at 2920W. House #460 - third house on the right.



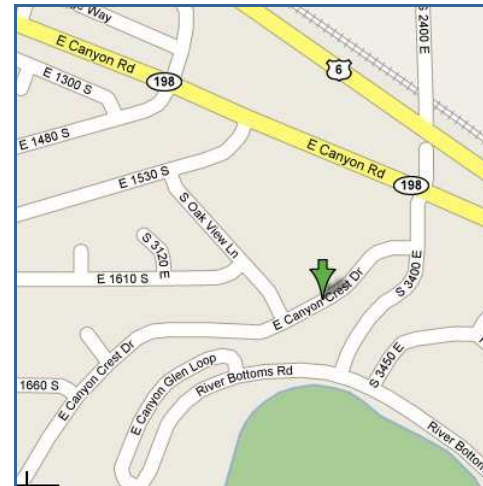
# REEF TOUR 2007

UTAH COUNTY

**Chuck Wilkerson**  
3277 E. Canyon Crest Dr.  
Spanish Fork UT 84660  
(801) 735-2193

**Description**  
My tank is a 210 gal lots of sps, softies, clams, lps, it is fully stocked  
5 250 w halides 12K,10K,14K 2 6' who act 75 gal sump, 25 gal refuge

### Directions



Go up highway 6 towards spanish fork canyon turn right at the last stop light before the last gas station then first left, then first right that puts you on canyon crest dr we are the 7th house on the right.



# REEF TOUR 2007

TOOELE COUNTY

### Gahlen Fridley

7765 N. Boulder Dr  
Lake Point, UT 84074  
(801) 628-8469

### Description

I have a 90G mixed reef connected to a 75G Sump. I also have a 50G rubbermaid frag tank.

### Directions

	<p>I80 West to Exit 99. Left at Saddleback Rd (1st stoplight) Go thru 2 stopsigns and take next right on Stoney Mountain Rd. Turn right on Boulder Dr. and go to end of road and we are on the left. Address is on the mailbox.</p>
--	---



# REEF TOUR 2007

SOUTHERN UTAH

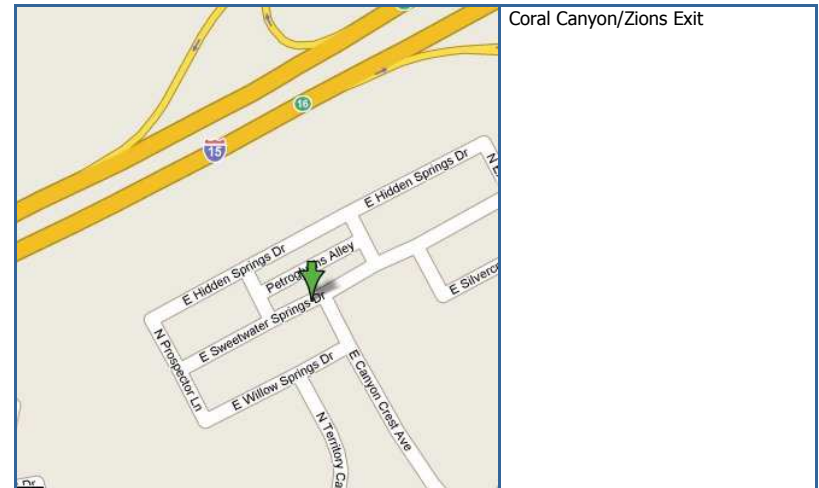
### Mark Peterson

3404 Sweetwater Springs Dr.  
Washington, UT 84780

### Description

55 gallon reef. 2 gallon aquarium with Nemo! 10 gallon freshwater full of guppies.

### Directions





# REEF TOUR 2007

SOUTHERN UTAH

## Tony Evans

225 North 300 West  
Laverkin, Ut 84745

### Description

120 gallon mixed coral tank 55 gal sump/refug 2 400 watt halides 1 250 watt halide and 2 6' vho lots of sps, many zoos, lps, and softies.

### Directions

	I-15 exit 16 take sr 9 east into and through hurricane about 12 miles go accross double virgin river bridge next town is Laverkin go to 200 north go west to 300 west 4 way stop make right and I am the first house on left
--	--



# REEF TOUR 2007

SOUTHERN UTAH

## Jim Burgess

183 So. Marble Canyon Dr.  
Cedar City, UT

### Description

Jim Burgess 350 gal beautiful old reef tank with special circulation and refugium system. This is a must see.

### Directions

--	--



# REEF TOUR 2007

## SOUTHERN UTAH

### Mike France

288 So. House Rock Cir.,  
Cedar City, UT

### Description

Mike France 250 gal set up just going in. Visit Mike just around the corner from Jim to see a large tank in the process of construction.

### Directions

--	--



# REEF TOUR 2007

## SOUTHERN UTAH

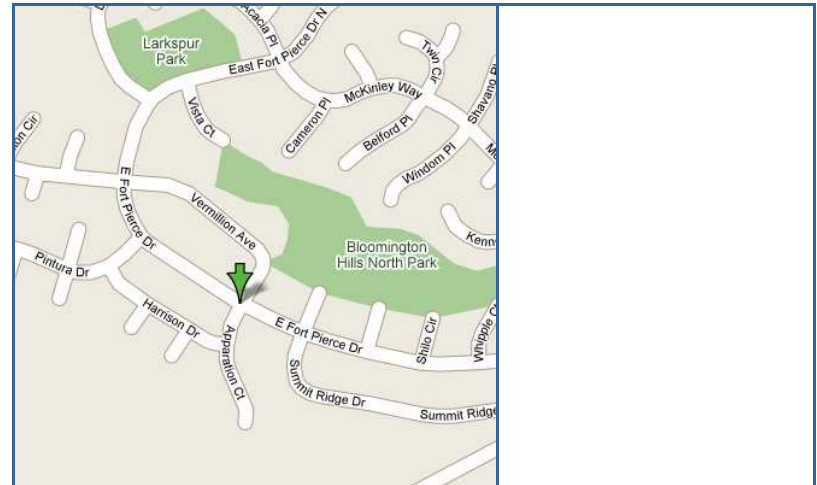
### Jean Michalski

834 E. Fort Pierce Dr.,  
St. George, UT

### Description

Two +100 gal. reef aquariums and a 75 gal freshwater planted tank. A must see and very close to 2 other locations. Also enjoy the many beautiful paintings by this "Mouth Painter" who's wife has also done marvelous things with the interior decoration. They also have huge Koi in a small pond.

### Directions





# REEF TOUR 2007

SOUTHERN UTAH

**Marc Marckwardt**  
1815 Boulder Springs Cir  
St. George, UT

**Description**  
180 gal mixed reef worth seeing along with his beautifully landscaped backyard with wonderous Koi ponds fed by rivelets and waterfalls. Close to 2 other locations.

### Directions

	at the end of Boulder Springs Dr
--	----------------------------------



# REEF TOUR 2007


SOUTHERN UTAH

**Tim Wasden**  
1737 E 2250 So. Circle  
St. George, UT

**Description**  
175 gal reef with beautiful coral and fish

### Directions

	Close to the two previous locations
--	-------------------------------------



# REEF TOUR 2007

## VOCABULARY

Don't be confused by acronyms and key words thrown around in the Aquarium descriptions and by WMAS members. Review this list and ask questions!

- Additives** - Certain minerals (such as calcium and strontium) are sometimes added to help growth of corals and algae.
- Caulerpa** - Type green algae commonly used in filtration
- DIY** (Do It Yourself) - Many hobbyists enjoy creating items for their aquariums
- DSB** (Deep Sand Bed) - Natural filtration method commonly used in refugia
- Frag** - Coral cutting. How members propagate corals locally
- Kalkwasser** - Calcium hydroxide solution added to increase calcium to be used by corals and some algae.
- LFS** (Local Fish Store) - Any of the pet stores in the area that support WMAS or the marine hobby.
- Live Rock/Sand** - Called "live" because of all the organisms that live on and in the rock or sand. Live rock and sand are beneficial for filtration
- LPS** (Large Polyp Stony) - Coral with large polyps
- Microvert** - Small (to really small) invertebrates that help feed reef inhabitants and keep the tank clean.
- Nano** - Small aquariums normally under 20 gallons
- Nitrogen Cycle** - The process where waste products such as fish urine and uneaten food is converted by bacteria eventually into Nitrogen. This process vital in keeping a marine aquarium.
- Polyp** - The "hands" on corals by which corals collect food
- Protein Skimmer** - Filtration method where air bubbles are injected into a flow of water. Waste and food particles adhere to the bubbles and rise to the top of the water and create foam which is then removed.
- Refugia** - An additional tank, usually located below the main tank, for the purpose of filtration, water movement, aeration, microvert colonization, and other many benefits.
- Softies** - These corals do not have the hard inner skeleton. Instead their bodies are made up of tissues. (Leathers, mushrooms, button, etc.)
- SPS** (Small Polyp Stony) - Coral with smaller polyps
- Stonies** - A slang term used for all hard corals. These corals have the hard skeleton made of calcium
- Substrate** - The floor of the aquarium, generally crushed coral or sand of varying particle size depending on inhabitant and filtration needs.
- WMAS** - Wasatch Marine Aquarium Society
- VHO** (Very High Output) - Fluorescent lighting